

DIN-AO8

DIN Rail Analog Output Module

The DIN-AO8 is a DIN rail-mounted automation control module that provides eight analog output ports for interfacing with third-party lighting and heating/cooling systems.

Analog Outputs

Each analog output port provides a 0 to 10 Volt DC control signal ideally suited for controlling 0-10V lighting dimmers and heating/cooling valves. Ten-bit resolution ensures precise recall of lighting and climate control settings and smooth ramping between levels.

Override Input

An override input is provided to allow an external contact closure to momentarily override the control system program and set each output to its override preset level. Levels can be adjusted and saved locally from the front panel, or remotely via software.

DIN Rail Installation

The DIN-AO8 is designed to snap onto a standard DIN rail for installation in a wall mount enclosure or mounted on a wall panel. Wiring connections are made using detachable screw terminals positioned along the top and bottom, clearly accessible from the front for easy installation and servicing. All setup controls and indicators are positioned on the center front panel. When installed in an enclosure utilizing 45 mm cutouts, the DIN-AO8's front panel stays accessible while the connections are concealed.

Cresnet®

The DIN-AO8 communicates with a **DIN-AP2** 2-Series Automation Processor, or other Crestron 2-Series control system, via the Cresnet control network. Cresnet also powers the DIN-AO8. A pair of Cresnet ports is provided on the DIN-AO8 allowing for easy daisy-chaining of several DIN Rail Series automation control modules.



SPECIFICATIONS

Connections

OUTPUTS 1 - 8: (4) 4-pin 3.5mm detachable terminal blocks comprising (8) analog output ports;
Voltage Control Range: 0 to 10 Volts DC;
Maximum Sink/Source Current: $\pm 20\text{mA}$ per channel;
NET: (2) 4-pin 3.5mm detachable terminal blocks, paralleled;
OVERRIDE: (2) 2-pin 3.5mm detachable terminal blocks, paralleled;
Sensing input for external low-voltage contact closure;
Activates override mode when a closure is present;

Controls & Indicators

OUTPUTS 1 - 8: (8) Red LEDs and (8) miniature pushbuttons for status indication and local control of each channel
NET ID: (2) 7-Segment green LED digits and (2) miniature pushbuttons for setting Cresnet ID; digits also display output levels
SETUP: (1) Red LED and (1) recessed miniature pushbutton for enabling setup mode and touch-settable ID
OVR: (1) Red LED and (1) miniature pushbutton for enabling

DIN-A08

DIN Rail Analog Output Module

override mode and saving override presets

PWR: (1) Green LED, illuminates when DC power is applied to the NET port

NET: (1) Yellow LED, indicates communication with the control processor

RESET: (1) Recessed miniature pushbutton, resets internal processor

Enclosure

Light gray polycarbonate housing with polycarbonate label overlay, UL94 V-0 rated, 35mm DIN EN 60715 rail mount, DIN 43880 form factor for enclosures with 45mm front panel cutout, occupies 6 DIN module spaces (108mm)

Power Requirements

Cresnet Power Usage: 6 Watts (0.25 Amps @ 24 Volts DC)

Environmental

Temperature: 32° to 104°F (0° to 40°C)

Humidity: 10% to 90% RH (non-condensing)

Heat Dissipation: 21 BTU/hr

Dimensions

Height: 3.71 in (9.42 cm)

Width: 4.18 in (10.60 cm)

Depth: 2.35 in (5.95 cm)

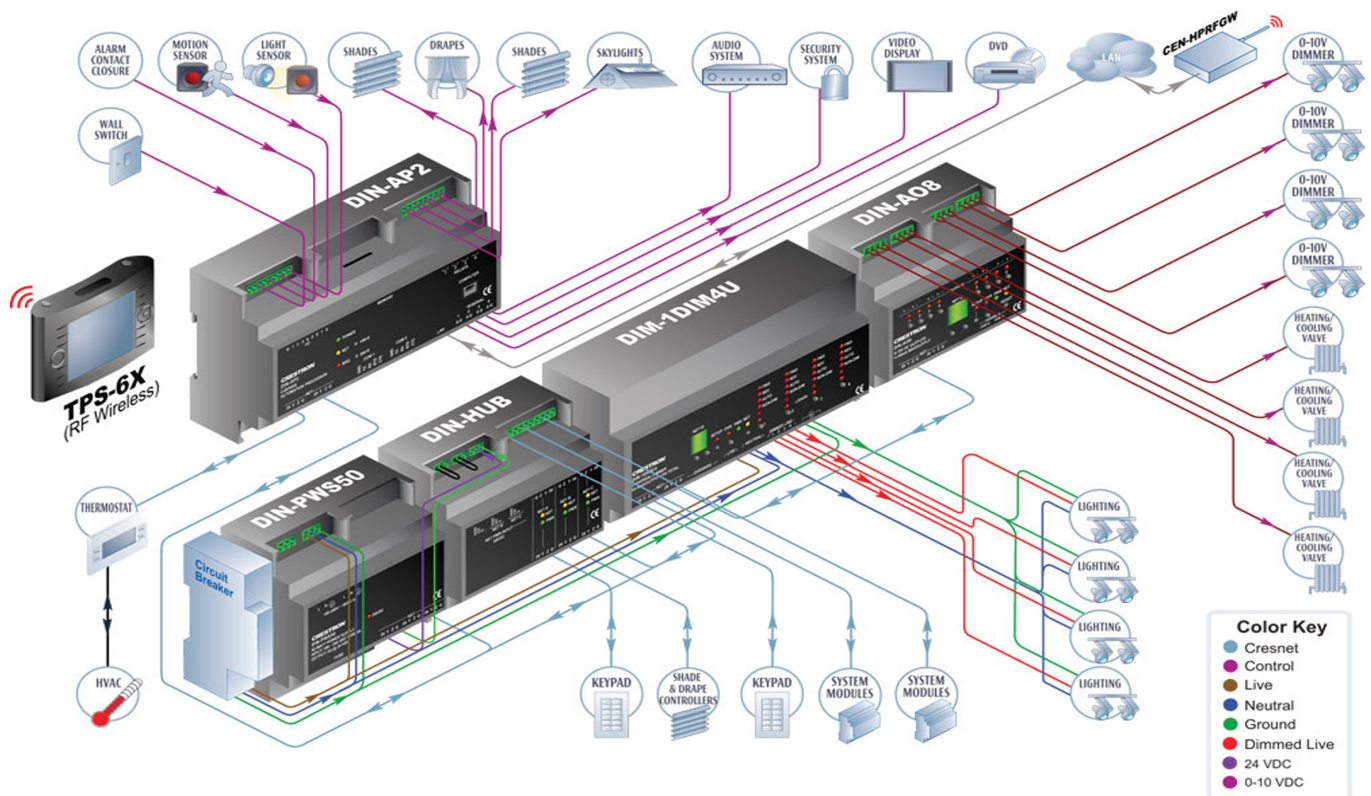
Weight

6.3 oz (179 g)

DIN-AO8

DIN Rail Analog Output Module

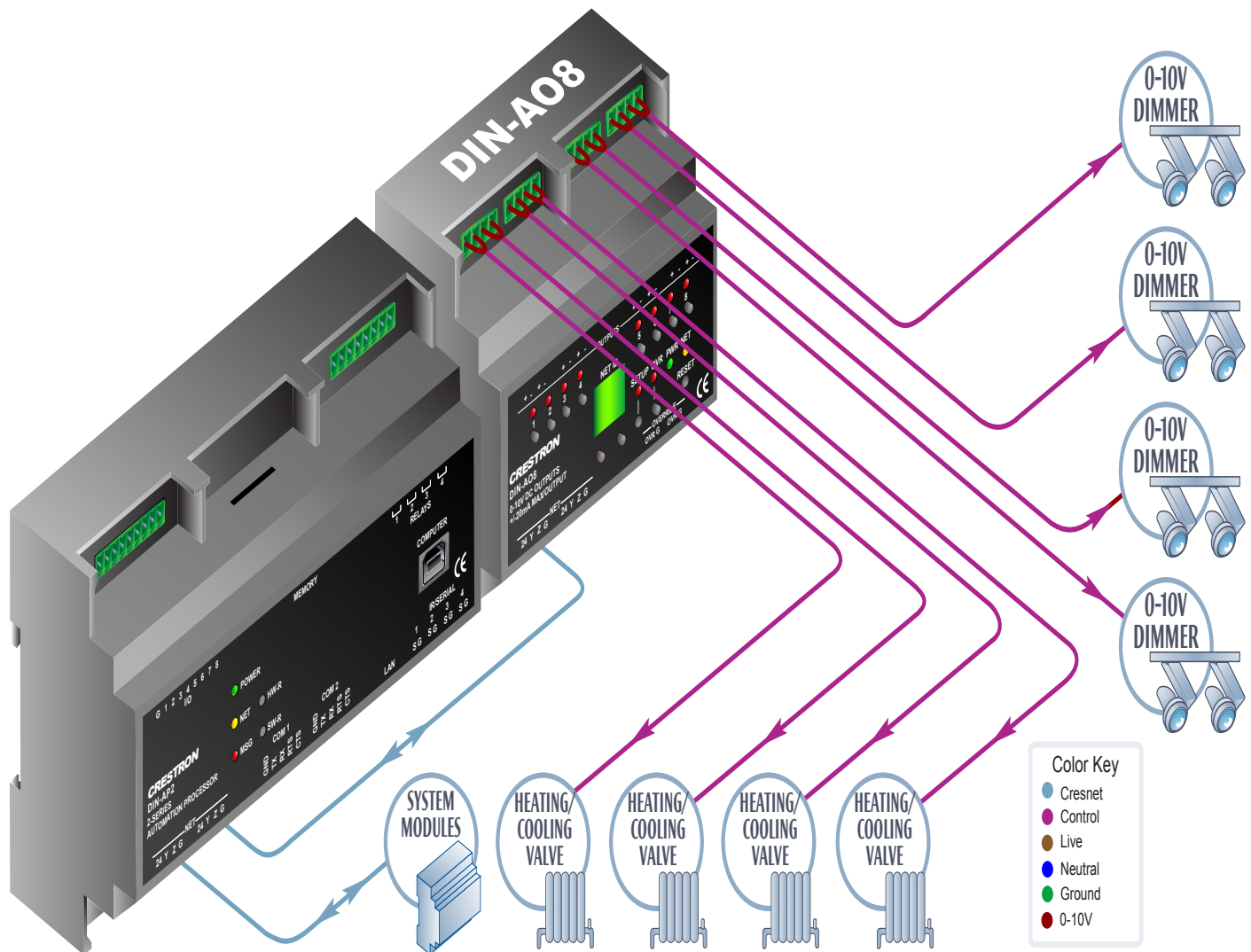
DIN Rail Automation System



DIN-AO8

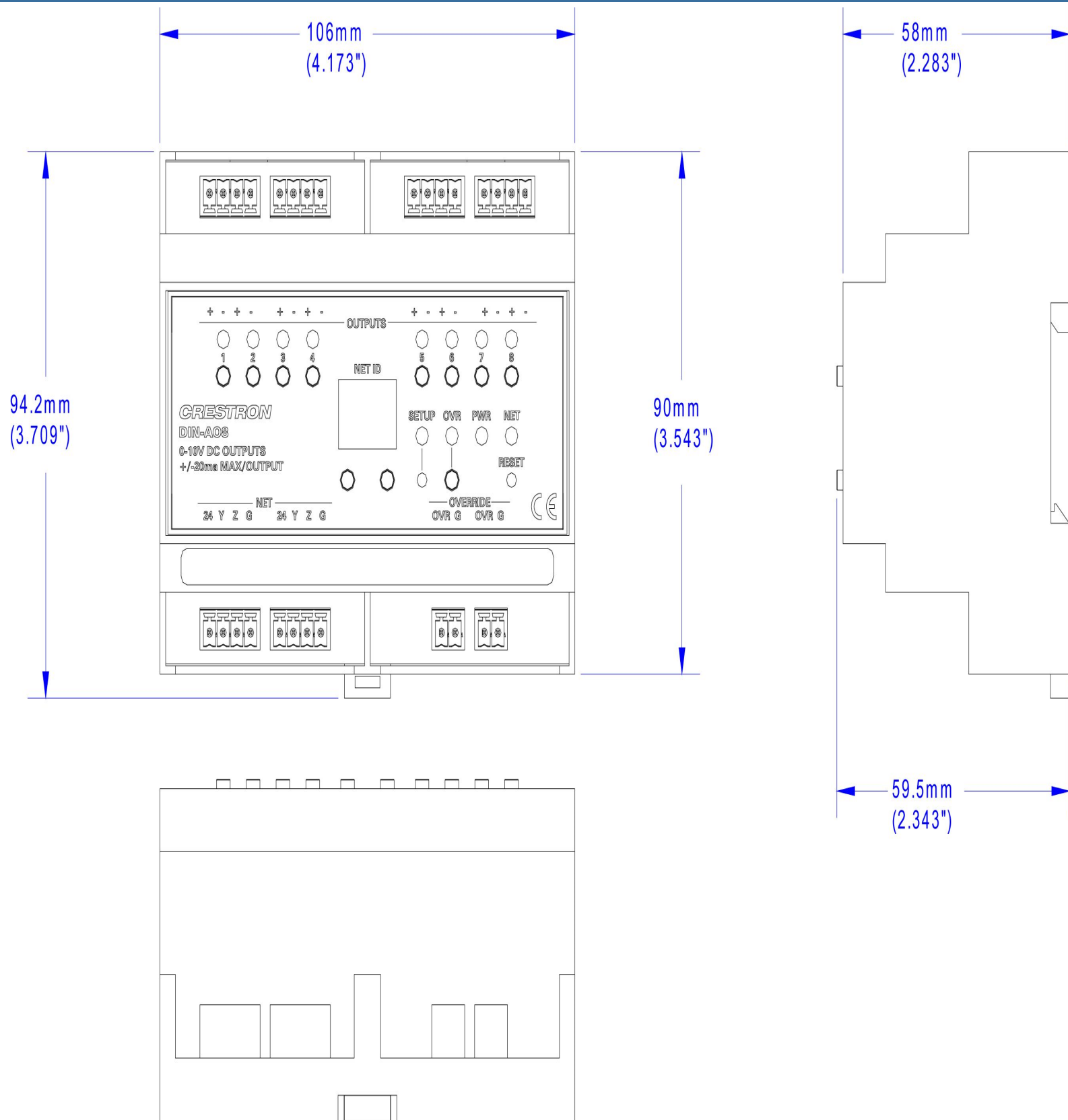
DIN Rail Analog Output Module

DIN-AO8 Example Application



DIN-AO8

DIN Rail Analog Output Module



DIN-AO8

DIN Rail Analog Output Module

